

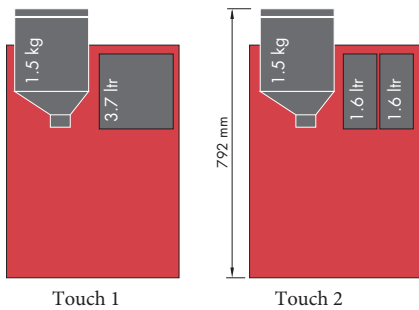
To increase the capacity of your Primo, Westomatic offers several solutions. In this document you find the options how to increase the capacity of the bean hopper and how to change the existing ingredient canister(s) for larger ones.

Options

- The bean hopper can be increased with one (0.7 kg / 75 cups) or two enlargement sets (1.4 kg / 150 cups).
- The height of the ingredient canister(s) (standard 185 mm) can be increased to;
 - + Standard bean hopper + enlargement ingredients 235 mm
 - + Enlargement 1 325 mm
 - + Enlargement 2 390 mm
- Below you find the change in volume for the bean hopper and / or ingredient canister(s) per option.

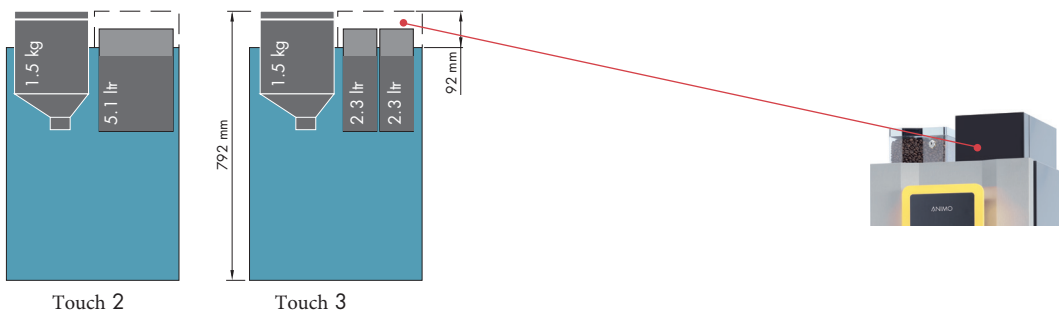


Standard versions



	Content coffee	Height instant canister	Capacity topping in grams	Capacity choco in grams	Capacity topping in cups *	Capacity choco in cups *
Standard						
Touch 2	1.5 kg	185 mm	2300		150	
Touch 3	1.5 kg	185 mm	970	1000	65	60

Standard bean hopper + enlargement ingredients

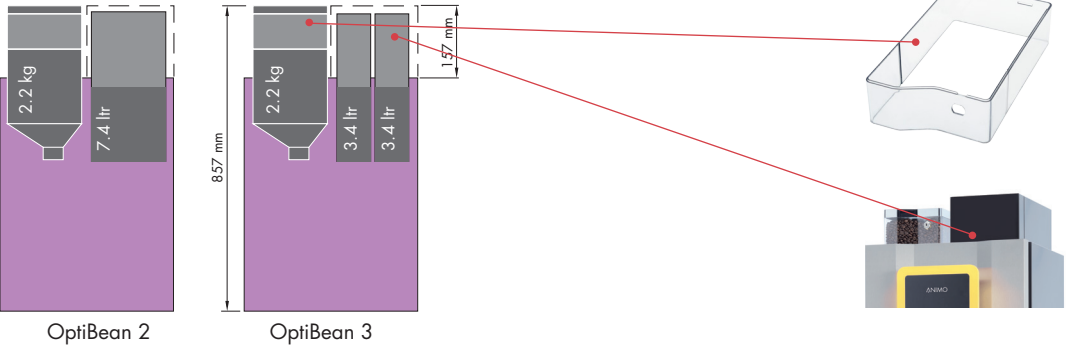


	Content coffee	Height instant canister	Capacity topping in grams	Capacity choco in grams	Capacity topping in cups *	Capacity choco in cups *
Standard + enlargement ingredients						
Touch 2	1.5 kg	235 mm	3150		210	
Touch 3	1.5 kg	235 mm	1385	1430	90	85

*** Grams per cup Grams**

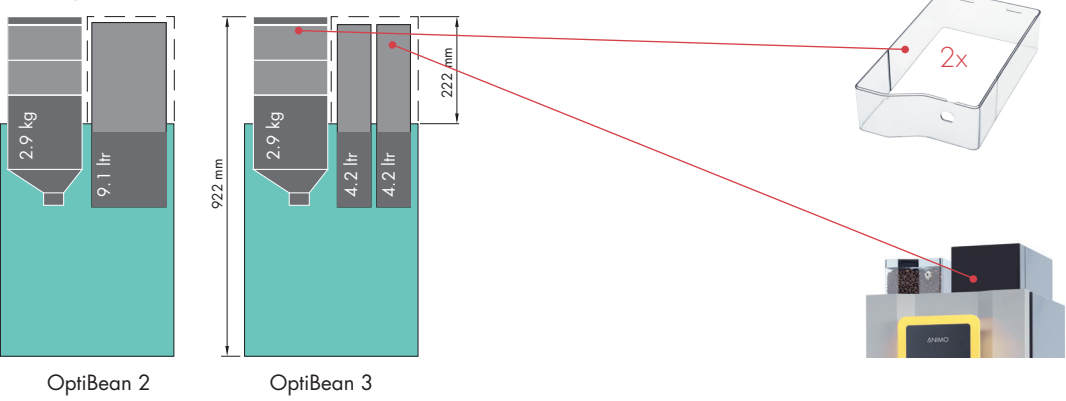
Topping for Cappuccino	15
Hot Chocolate	17

Enlargement 1



	Content coffee	Height instant canister	Capacity topping in grams	Capacity choco in grams	Capacity topping in cups*	Capacity choco in cups*
Enlargement 1						
Optibeans 2	2.20 kg	325 mm	4600		300	
Optibeans 3	2.20 kg	325 mm	2050	2100	130	120

Enlargement 2



	Content coffee	Height instant canister	Capacity topping in grams	Capacity choco in grams	Capacity topping in cups*	Capacity choco in cups*
Enlargement 2						
Optibeans 2	2.9 kg	390 mm	5600		375	
Optibeans 3	2.9 kg	390 mm	2500	2600	165	150

*** Grams per cup Grams**

Topping for Cappuccino	15
Hot Chocolate	17

Pay attention:

If you increase your bean hopper with more capacity, please take into account that we advise to use a big waste bin in the base cabinet. See enclosed photo

